



Medicare Group Q.P.S.C.

Investor Presentation

المستشفى الأهلي
AL-AHLI HOSPITAL



Ahmed Bin Ali Street, Wadi Al Sail / Tel. : 44898804 - 44898805
Fax : 44898803 / C.R. No.18895 / P.O.Box : 6401 Doha - Qatar

شارع أحمد بن علي - وادي السيل / هاتف : ٤٤٨٩٨٨٠٤ - ٤٤٨٩٨٨٠٥
فاكس ٤٤٨٩٨٨٠٣ / سجل تجاري ١٨٨٩٥ / ص.ب : ٦٤٠١ الدوحة - قطر

Info@medicareqatar.com / www.medicareqatar.com



Who we are

Medicare Group Q.S.C. (MCGS) is a Qatari Shareholding Company listed in Qatar Stock Exchange, and was founded in late 1996. MCGS is specialized in establishing special hospitals and outpatient clinics providing healthcare and treatment services. MCGS undertakes to establish medical and healthcare projects and companies in general, including, Al-Ahli Hospital with a satellite clinic and urgent care unit in Al Wakra, Hemya (Healthy nutrition-specialized company), Re'aya (Home nursing services) and Enaya (Physical therapy services).





Our Vision

To provide the best medical and healthcare services with the highest standards and to actively pursue the development of the quality of services provided to keep up with the highest world standards.

To strive for excellence in safety, quality and service of the different age groups in society, including citizens, residents and visitors.





INCOME STATEMENT – (2019-2018)

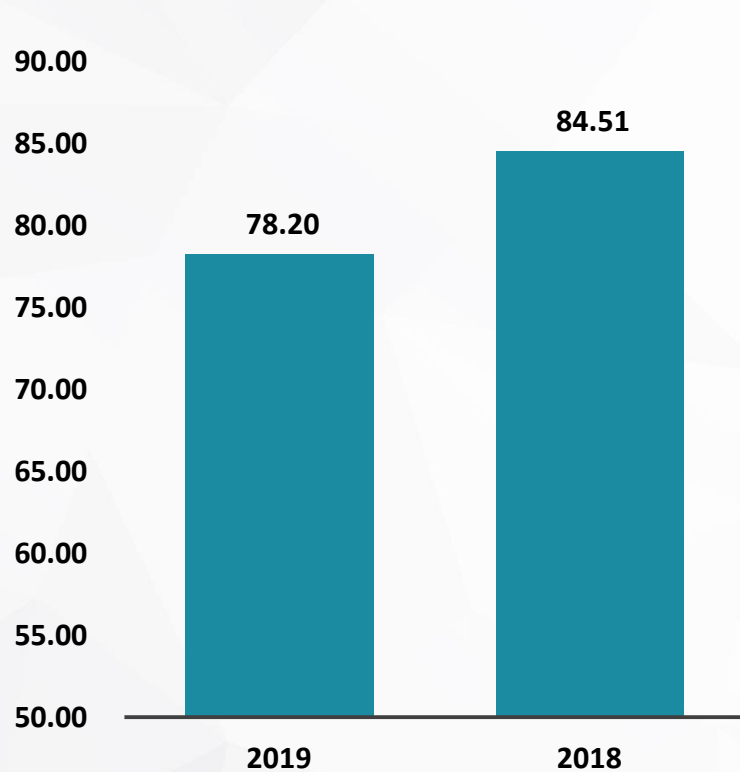
(Amounts in Millions)

	2019	2018
Income		
Operating income	490.68	484.21
Other Income	10.32	10.32
Total Income	501.00	494.53
Expenses		
Operating costs	(294.40)	(285.15)
General and administrative expenses	(128.40)	(124.87)
Total Expenses	(422.80)	(410.02)
Net profit for the period	78.20	84.51

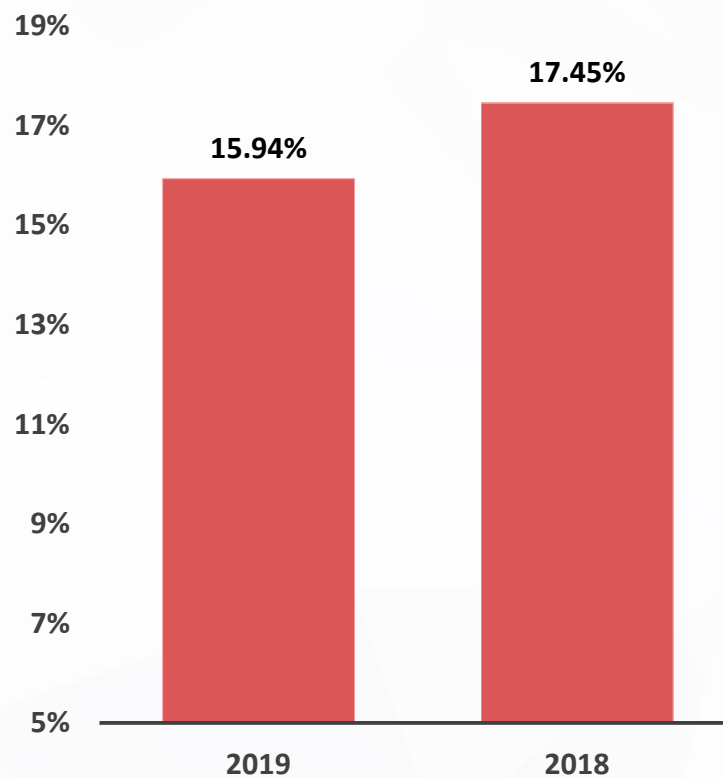


INCOME STATEMENT

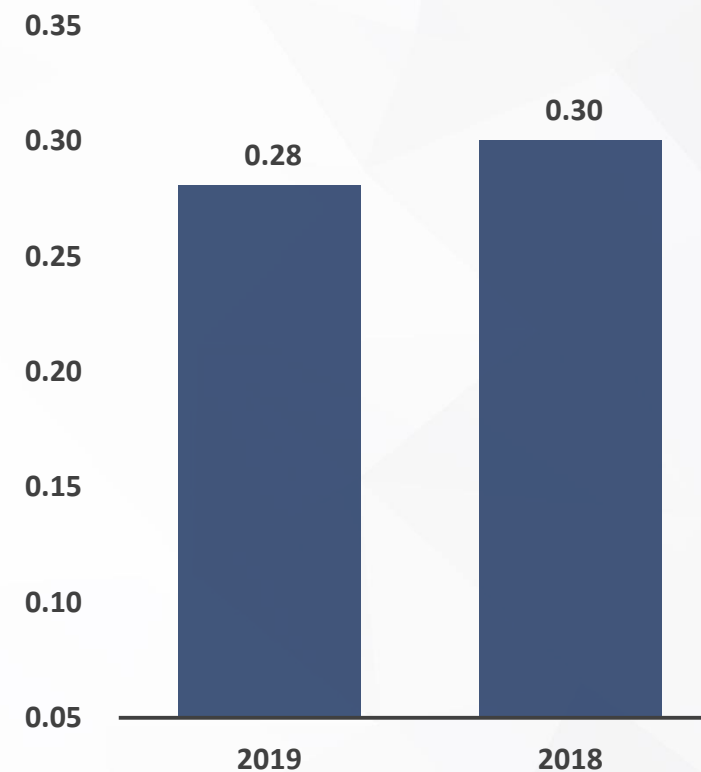
Net Profit



Net Profit Margin



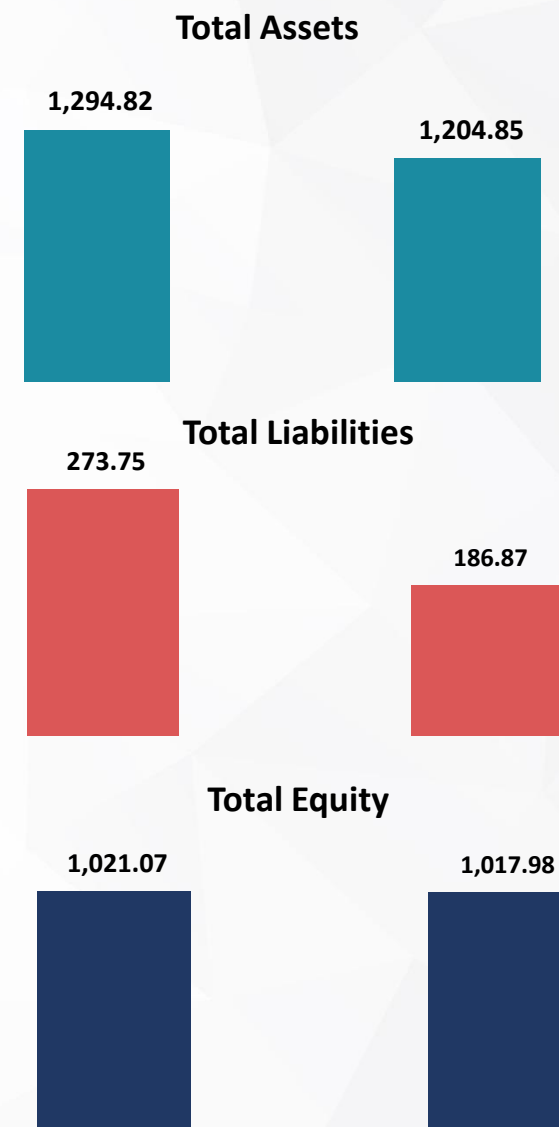
Earnings Per Share





STATEMENT OF FINANCIAL POSITION

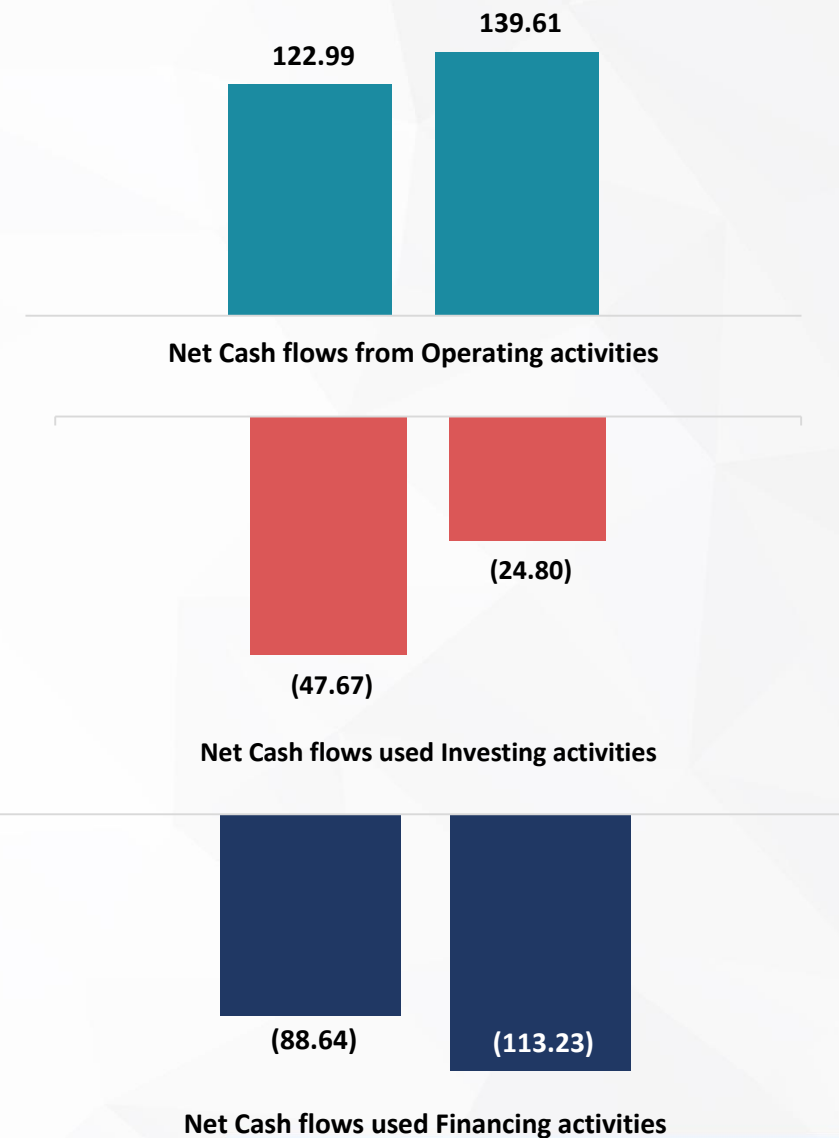
	2019	2018
Non-current assets	1,104.83	994.76
Current assets	189.99	210.08
Total Assets	1,294.82	1,204.85
Current Liabilities	124.64	110.66
Non-Current Liabilities	149.11	76.21
Total Liabilities	273.75	186.87
EQUITY	1,021.07	1,017.98
Total Equity and liabilities	1,294.82	1,204.85





Statement of Cashflow

	2019	2018
Profit for the year	78.20	84.51
Net Cash flows from Operating activities	122.99	139.61
Net Cash flows used Investing activities	(47.67)	(24.80)
Net Cash flows used Financing activities	(88.64)	(113.23)
Net change in cash and cash equivalents	(13.32)	1.59
Cash and cash equivalents at the beginning of the year	53.64	52.05
Cash and cash equivalents at the end of the year	40.32	53.64





THANK YOU