



Medicare
g r o u p Q.P.S.C
المجموعة
للخدمات الطبية

Medicare Group Q.P.S.C.

Investors Presentation
31 March 2021

Ahmed Bin Ali Street, Wadi Al Sail / Tel. : 44898804 - 44898805
Fax : 44898803 / C.R. No.18895 / P.O.Box : 6401 Doha - Qatar

شارع أحمد بن علي - وادي السيل / هاتف : ٤٤٨٩٨٨٠٤ - ٤٤٨٩٨٨٠٥
فاكس ٤٤٨٩٨٨٠٣ / سجل تجاري ١٨٨٩٥ / ص.ب : ٦٤٠١ الدوحة - قطر

Info@medicareqatar.com / www.medicareqatar.com



Who are we ?

Medicare Group Q.S.C. (MCGS) is a Qatari Shareholding Company listed in Qatar Stock Exchange. It was founded in late 1996. MCGS is specialized in establishing special hospitals and outpatient clinics providing healthcare and treatment services. MCGS undertakes to establish medical and healthcare projects and companies in general, including, Al-Ahli Hospital with a satellite clinic and urgent care unit in Al Wakra, Hemya (Healthy nutrition-specialized company), Re'aya (Home nursing services) and Enaya (Physical therapy services).



المستشفى الأهلي
AL-AHLI HOSPITAL



حمية

HEMYA

مركز الأهلي للتغذية الصحية

By Al Ahli Hospital

Enaya
Enaya

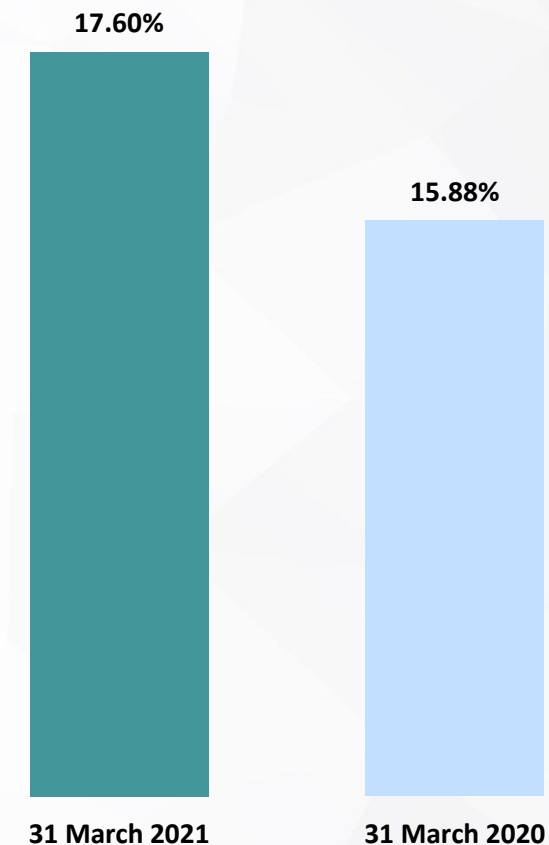


Profit or Loss for the period ended 31 March 2021 (Millions of Qatari Riyals)

(Amounts in Millions)

	31 March 2021	31 March 2020
Income		
Operating income	123.95	130.34
Other Income	3.19	3.65
Total Income	127.14	133.99
Expenses		
Operating costs	(76.44)	(78.29)
General and administrative expenses	(23.27)	(24.76)
Depreciation & Amortization Expenses	(4.79)	(4.89)
Provision for impairment of receivables	0.00	(4.48)
Finance Cost	(0.81)	(0.87)
Total Expenses	(105.32)	(113.30)
Net profit for the period	21.81	20.69

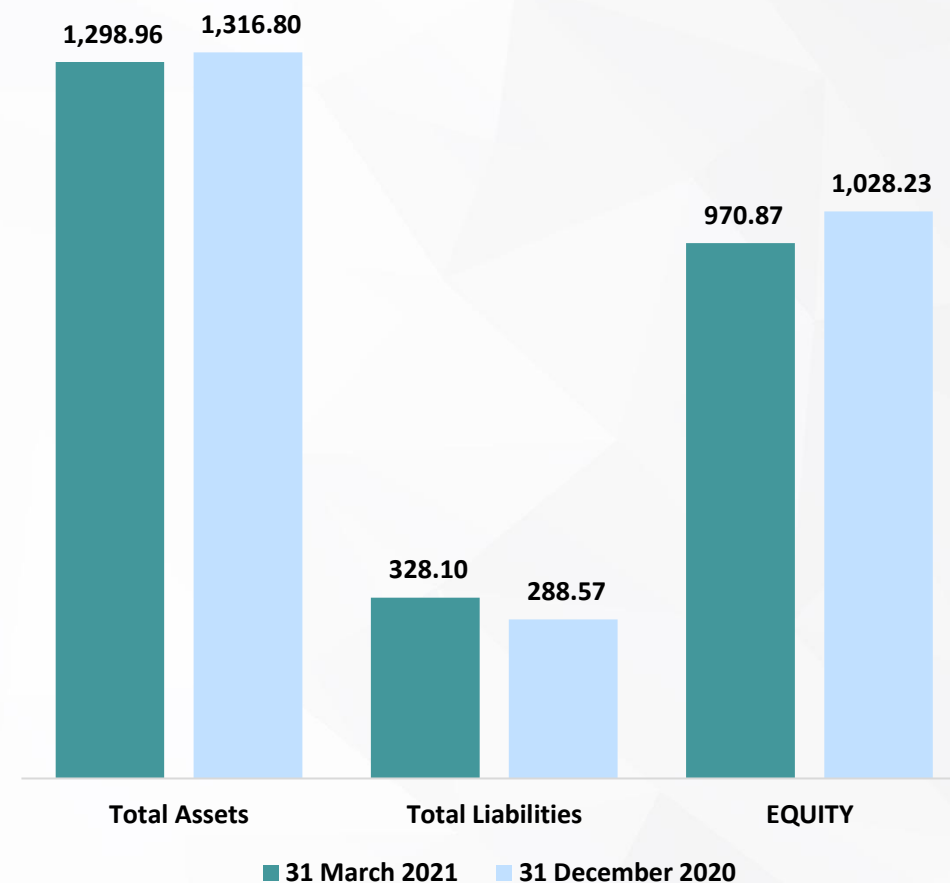
Net Profit Margin






Statement of Financial Position as of 31 March 2021 (Millions of Qatari Riyals)

	31 March 2021	31 December 2020
Non-current assets	1,139.62	1,131.70
Current assets	159.34	185.09
Total Assets	1,298.96	1,316.80
Current Liabilities	156.71	133.12
Non-Current Liabilities	171.39	155.45
Total Liabilities	328.10	288.57
EQUITY	970.87	1,028.23
Total Equity and liabilities	1,298.96	1,316.80





Statement of Cash flow for the period ended 31 March 2021 (Millions of Qatari Riyals)

	31 March 2021	31 March 2020
Net profit for the period	21.81	20.69
Net cash flows from operating activities	25.16	38.77
Net cash (used in) / from investing activities	(13.27)	21.15
Net cash flows (used in)/ from financing activities	(45.49)	(62.35)
Net (decrease) / increase in cash and cash equivalents	(33.59)	(2.43)
Cash and cash equivalents at the beginning of the period	64.15	40.35
Cash and cash equivalents at period end	30.56	37.92



THANK YOU